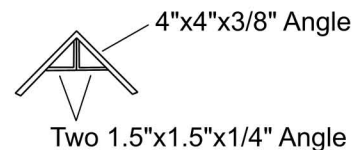


# ACCA Angle Iron Cupola Design Sides Option A

## Horizontal Bar Design with Stiffener



Place 2" welds every 3" on sides and middle joints of stiffeners




Vertical Column  
6"x6"x3/8" Angle

## Cupola Front and Side Views

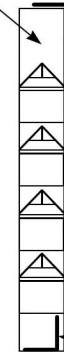
Top Plate  
4"x4"x3/8" Angle

Vertical Column  
6"x6"x3/8" Angle



Sill Plate  
4"x4"x3/8" Angle

Top Plate  
4"x4"x3/8" Angle



5 3/4"

5 3/4"

5 3/4"

4"

Sill Plate  
4"x4"x3/8" Angle

Horizontal Bar

## Cupola Top View Two Corners Minus Top Plate for Clarity

Horizontal Bar

Horizontal Bar

Horizontal Bar

Vertical Column  
6"x6"x3/8" Angle

## Front View Hanger and Horizontal Bar Connection

Hanger  
4"x4"x3/8" Angle  
6" Long

Vertical Column  
6"x6"x3/8" Angle

Vertical Column  
6"x6"x3/8" Angle

## Top Plate Corner

Vertical Column  
6"x6"x3/8" Angle  
Under Top Plate

Top Plate  
4"x4"x3/8" Angle

Top Plate  
4"x4"x3/8" Angle

45° Miter



ACCA Angle Iron  
Cupola Design  
Sides Option A

© ACCA 2009